

St. Paul's Sr. Sec. School Mala Road , Kota

Class IV

Subject Enrichment -1 (2024-25)

Note:

- 1) Do any one Project in each subject.
- 2) Do the project work on A-4 size sheet.
- 3) Write your Name, Class, Sec, Roll No. , Subject on the front page.
- 4) Write the question of the Project, which you are doing, in each subject.

English Text


***Use A4 size ruled sheet.**

1. Paste the picture of the five gifts that Ronit received on his birthday and name them. (Refer Ch.1)
2. Paste the picture of any five places you like to travel and write their names.
3. Paste the pictures of five pet animals/birds, colour them and write one quality of each.

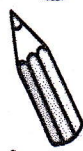
English Grammar

***Use A4 size ruled sheet.**


1. Write five countable and five uncountable nouns and paste their pictures. (Refer Ch.11)
2. Write the comparative and Superlative degrees of the adjectives shown in the given pictures. (Refer Ch.16)



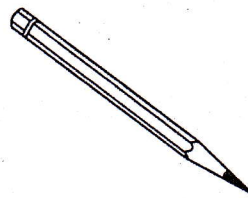
Heavy



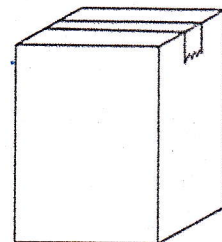
Small




Fat



Long



Big



3. Paste the picture of the feminine gender of the following and also write their names. (Refer Ch.12) bull, man, king, lion, actor

Hindi Text

1. पर्वत का चित्र बनाकर पाठ-1 'हिमालय' नामक कविता की आठ पंक्तियाँ लिखिए।
या
2. पर्वत का चित्र बनाकर हिमालय से होने वाले कोई पाँच लाभ लिखिए।
या
3. 'स्टैच्यू ऑफ यूनिटी' का चित्र चिपकाकर उस पर पाँच वाक्य लिखिए।

निर्देश:-किसी एक परियोजना कार्य को कॉपी के पिन पेज पर करना अनिवार्य है।


Hindi Grammar

1. मौखिक और लिखित भाषा रूपों के दो-दो उदाहरण चित्र सहित लिखिए।
या
2. स्वरों की मात्राओं से संबंधित संपूर्ण सारणी लिखिए। (पृष्ठ संख्या-15)
या
3. 'र' के चारों रूपों का प्रयोग करते हुए दो-दो उदाहरण लिखिए। (पृष्ठ संख्या-16)

निर्देश:-किसी एक परियोजना कार्य को कॉपी के पिन पेज पर करना अनिवार्य है।

Mathematics

1. Write the Roman Numerals for the following Hindu Arabic numerals using your creativity.
a) 8 (b) 15 (c) 50 (d) 500 (e) 1000
2. Write the successors of the following numbers.
a) 16,002 b) 34,009 c) 27,334 d) 3,12,112 e) 86,110
3. Counting by fives write the numbers in reverse order from
12,395 to 12,340



General Science

1. Draw a cycle showing interdependence between plants and animals. You can paste pictures of plants and animals in the cycle. (Refer Pg. 9)
2. Draw a cycle showing flow of energy moving from sun to animals. You can paste pictures of plants and animals in the cycle. (Refer Pg. 9)
3. Write the names of five objects that you get from a bamboo plant and paste their pictures. (Refer Pg. 19)

Social Science

1. Mark all the neighbouring countries of India on a Physical Map of India. (Refer Ch. 1)
2. On the Political Map of India, mark the states of Northern Plains. (Refer Ch. 2)
3. Paste a picture of the Thar Desert and write 10 sentences about it. (Refer Ch. 4)

Computer Sc.

1. Draw, colour and name any three M.S. Office tools. (Refer Pg.15)
2. Write five differences between System Software and Application Software. (Refer pg. 19)
3. In MS Word, do the following, take its printout and paste on an A4 size sheet.
 1. Type your name, class and section in any Font, change Font colour, increase the size and Centre align the text.
 2. Apply Page Border. (Refer page 43)



Value Education

1. Write the hymn 'My God Loves Me' and decorate the same. Refer page 20 of the school diary.
2. Write five activities that you can do in an orphanage. Paste pictures of each of the activities. (Refer Ch 1, page 8)
3. Make a card for your grandparents showing your love and respect for them. Paste the card on an A4 sheet. (Refer Ch 3)

General Knowledge

1. Paste pictures of any five rare flowers and write one incredible feature about each one of them. (Refer Ch 2)
2. Paste a picture of the 'National Emblem' and write four lines about it. (Refer Ch 9)
3. Paste pictures of any two 'India's Noble Laureates' and write two lines about each of them. (Refer Ch 14)

Drawing and Craft

Note: Do all the three projects in this subject.

1. Draw a beautiful Rangoli design and complete with bright colours. (Refer Pg. 17 in Activity book)
2. Make a flower vase and fill the colours. (Refer Pg. 15 in Activity book)
3. Make a paper penguin. (Origami Art)

